

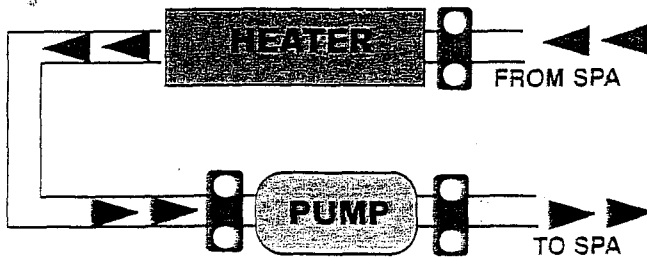
# MAGNETIZER®

## POOL & SPA SYSTEMS (PSS)

### PLACEMENT & INSTALLATION INSTRUCTIONS

#### SPA SYSTEM PLACEMENT

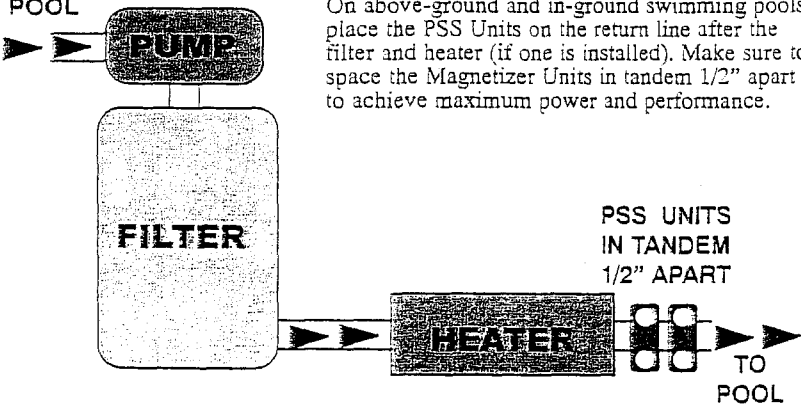
PLACE PSS UNIT IN ANY TWO (2) OF THE 3 LOCATIONS SHOWN



PLACE PSS UNITS ANYWHERE THERE IS ROOM, BEFORE OR AFTER THE PUMP OR THE HEATER. It is not necessary to place the PSS Units in tandem on a spa.

#### POOL SYSTEM PLACEMENT

FROM POOL



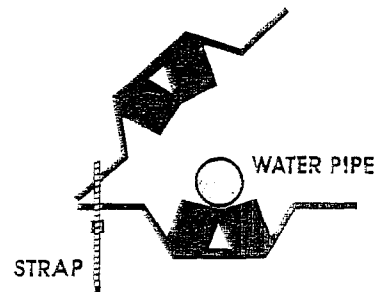
On above-ground and in-ground swimming pools place the PSS Units on the return line after the filter and heater (if one is installed). Make sure to space the Magnetizer Units in tandem 1/2" apart to achieve maximum power and performance.

PSS UNITS IN TANDEM 1/2" APART

#### INSTALLATION

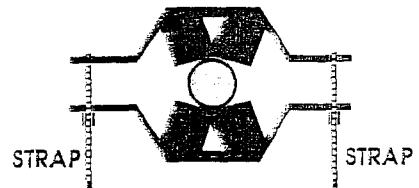
ON WATER RETURN LINE

##### STEP 1



Step one: Pull strap through holes at one end of PSS Unit, and loop through locking device, pulling strap almost tight.

##### STEP 2



Step Two: Place PSS Unit around pipe, and repeat step one with other strap. Tighten both straps until unit is tight on pipe. You are now ready to experience free magnetic energy as it conditions your water.

If You Have Any Questions Do Not Hesitate To Call Your Local Magnetizer Dealer

**MAGNETIZER®**  
the international free energy company

[www.magnetizer.com](http://www.magnetizer.com)